

Arts Key Stage 4 Options Activity Project Pack



We have put together a range of fun learning activities for Arts Students in Key stage 4 to keep developing their learning and interaction skills.

Please support your child by being involved in these activities as much as possible, why not get the family involved in some of the warm up dances? Even if they haven't chosen one of the options, they may still wish to try some of the activities to broaden their general knowledge

Some of the Drama work touches upon character types and Job roles Why not take this opportunity to research jobs or work experience that your child might be interested in doing in the 6th form?



Drama



DRAMA

Warm Up- have some fun with your family pick one of the clips from the Learning Station to have fun with your family - Can you have a movement competition?

Who can do great movements? Great poses? Great timing?

One finger one thumb <https://www.youtube.com/watch?v=w4mdy3orRK4>

Move and Freeze <https://www.youtube.com/watch?v=388Q44ReOWE>

Boom chicka Boom

<https://www.google.com/search?q=boom+chicka+boom+the+learning+station&oq=boom+chica+boom+the&aqs=chrome.1.69i57j0l7.8780j0j4&sourceid=chrome&ie=UTF-8>

Interesting links to watch and discuss at home

What do you remember about mime? Miming is acting without?.....https://www.youtube.com/watch?v=FPMBV3rd_hI

Can you mime something you did today?

What's going on with the visual Clown?

What does he do when he sneezes that he shouldn't do? What should we do?

Wash our?.....

Watch the Clip!

Visual Clown <https://www.youtube.com/watch?v=U1ha9noIw08>

1. Developing
understanding of
different types of
characters

Worksheet Name: _____

Date: _____



In drama we have been learning about character

Key Words:

Character Old Middle aged Young Villains or
Happy Angry Serious Kind Gentle Caring
Energetic Tired

Spend time at home with someone developing your knowledge of character profiles

Try to think of people you know, in your family or famous celebrities. You could also use the internet or TV to help you think of Ideas.

What are they like?

What do they sound like?

How do they walk?

What do they do?

Teacher Comment:
Well done



WWW: You are working well on _____

EBI: You could improve by _____

Name _____ Date _____




Middle Aged/Old



Young/Old



Teenager/Young/Old



Teenager/Middle Aged/Old

Discuss these characters using the key words to help you

- 1) Are they young, middle aged or old?
- 2) What do they do?



Teenager/Middle Aged

W13 Name _____ Date _____



Can you try making up a character?

Pick one of the people pictured and answer these questions:

- 1) What do you think their name is?
- 2) How old are they?
- 3) What is their job?



Extension: Can you act out a short scene based on one or more of the characters, you can add your own imaginary character as well!

Art



Interesting links to discuss at home

Watch why the T-REX had small arms -What do you think might be the reason? <https://www.nhm.ac.uk/discover/how-did-tyrannosaurus-use-its-arms.html>

Watch how to draw a dinosaur with the natural history museum, why don't you have a go?
<https://www.nhm.ac.uk/discover/how-to-draw-a-dinosaur.html>


Name _____ Date _____

Exploring colour and pattern- Look at the amazing colour and pattern on the dinosaur can you describe the patterns effect. Have a go colouring this dinosaur with the same kind of colour and splatter pattern -use your felt pens to add dots and splatters at the end



Name _____ Date _____

Exploring colour and pattern- Look at the amazing colour and pattern on the dinosaur can you describe the patterns effect. Have a go colouring this dinosaur with the same kind of colour and splatter pattern -use your felt pens to add dots and splatters at the end



Music

Rhythm and beats

Can you try the Rhythm song at home to help you learn your notes?
Repeat it with your family

<https://www.youtube.com/watch?v=KUtEg8Qxuxk>

How Many Beats?

Directions: Roll the dice and draw the note you roll in the mug of hot chocolate. When you're done color each note/rest a different color.



Name: _____



Play a Tune



ACCORDION
BANJO
CELLO
CLARINET
DRUM
FLUTE
GUITAR

HARMONICA
HARP
MARIMBA
ORGAN
PIANO
RECORDER
SAXOPHONE

TRIANGLE
TRUMPET
TUBA
XYLOPHONE

