

# Art Pack Purple Seasons

# 1. Learning Objective: Discuss seasons and paint your 4 season tree

## Key Information:

How many seasons happen in a year? Can you name them? What is a season?

## Task

Starter- Talk about the seasons, sign or act how you feel in the different seasons, Hot, cold, quite hot, quite cold. What season makes you happiest?

1. Look at the picture label the different seasons in the tree
2. Draw out your own tree
3. Split it into four (does not have to be even)  
And label the seasons
1. Use watercolour to paint colour wash background
2. Mix poster paint to add the snow, and leaves

Extension: Experiment with mixing paint colours

Keywords: Seasons, Autumn, Winter, Spring, Summer  
Watercolour-wash, Background, Poster Paint, dabbing  
Colour mixing



Guess the Season? Who thinks summer who thinks spring? Let's google when tulips grow?



# Spring



# Summer



# Autumn




# Winter



# Can you name these materials you will need for your painting:

## Materials Needed:

Worksheets-Pencils, Water colour, Paper, Paint Brush  
Water pot Poster Paint



## Lo2: Drawing and Painting a four Seasons Pizza

Can you design your own  
Pizza inspired by  
The weather and nature  
In the four seasons

Your pizza does not have  
To be something  
You can eat  
This is an imaginative design brief



Keywords -Autumn Orange/Summer Green/Colourful Spring/  
Icy Blue Winter

# Look at the Tree, discuss what the colours look like


Which part is

Orange like Autumn leaves

Which part is Icy Blue like winter

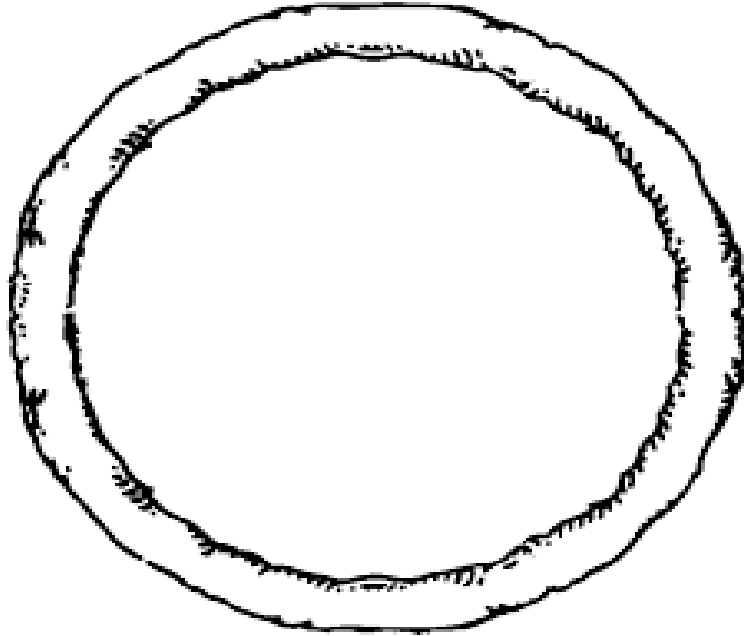
Which Part is colorful like spring?

Which part is green like summer grass?





Use a ruler to split the pizza into 4 even slices  
Make each slice look like a season-  
Spring/Summer/Winter /Autumn



### 3. Extension: Making a four seasons Tree

<https://www.youtube.com/watch?v=hexM3GaE2J4>

Watch the clip to  
learn how to make a  
four seasons tree  
Keywords - Autumn  
Orange/Summer  
Green/Colourful Spring/  
Icy Blue Winter

