




Nature Project Week 9 LO: Planning the final Piece

Week 9-6th Form Art/GCSE A3 observational drawing and painting backgrounds to plan a final piece. Next week you will create your final piece. Ideas should come from what you have done in your project so far. Pick a picture of an insect or an animal. This will be your main character for your final piece which you will make next week, you can also add other characters from your project.

Do 2x A4 Drawings of it 1 in pencil/colour pencil
1 using pencil and pen or paint





Week 9-6th Form Art/GCSE Select the background- You will also need to plan your background ideas. Select the Background style you want style
Create 2 possible A3 background designs ready for next week. It would be good to use some paint but use the materials you have and that interest you.




More background ideas using watercolour wash



Background ideas river/lake scenes
developing watercolour wash effects





Background ideas
watercolour
wash effects

