

Text 1: Horrid Henry's Car Journey

First: Read and understand

- **follow along** – see video of Miss Barratt reading this section of the story.
- **read** [read at least 2 slides]
- **answer** questions to test your understanding

Next: Short writing task [slide 12]

- write about things the characters do to annoy each other [Horrid Henry + Perfect Peter]

Then: Complete the sentence -


- focus on how the characters feeling [slides 13]

Finally: Extension Creative Task

- Extra Horrid Henry story to watch AND Go-Kart Challenge video to get ideas – **Design your own go-kart.** [slides 14-16]

Signing & Communication:

- Feelings + Zones [slides 17-19]



What are we learning this week?

Learning Focus: This week we are focusing on two stories; one story with pictures, one scene from a longer novel *without*.

First Reading and Understanding

Text 1: Understanding key events *and* character's feelings linked to events in the story. [short writing task]

Extension Task: Get Creative – Design challenge

Next: Reading and Understanding

Text 2: [Harry Potter Extract see next powerpoint for texts and tasks.]

Finally: Extended personal writing task

'Horrid Henry's Car Journey' by Francesca Simon

Listen to /read *then* talk about this short story and answer the questions.

Focus: What happens first, next , then, finally?

How do Horrid Henry's feelings change during the story?

[Bonus marks if you can remember the signs for these 'emotions' words.]


The story so far...

It was his Ralph's birthday party and he was having a birthday party at Goo-Shooter World. Everyone was going. Henry had been so excited when he got an invitation, he had been longing to go for ages and today would have been his chance, his only chance. But today was also his cousin's christening and his mum and dad told him he had to go.

Henry had a massive tantrum, shouted about how much he hated babies, his cousin and his mum and dad but it made no difference. Then they threatened him with no television for a year ... this was too big a risk and so he had to give in and here he was in the back seat of the car with his irritating young brother Perfect Peter. Henry's mind began to plot and plan – *what could he do to get them to turn around and go back home again?*

Miss Barratt has made a video – read along with her!

HORRID HENRY'S Car Journey



Francesca Simon

Illustrated by Tony Ross

Chapter 4



“Are we a quarter of the way there yet?”

“NO!”

“Are we halfway there yet?”

“NO!!”

“How much longer until we’re halfway there?”

“Stop it, Henry!” screamed Mum.

“You’re driving me crazy!” screamed Dad.

“Now be quiet and leave us alone.”



Henry sighed.
Boy, was this boring. Why didn’t they have a decent car, with built-in video games, movies, and jacuzzi?



That’s just what he’d have, when he was king.

Softly, he started to hum
under his breath.

“Henry’s humming!”

“Stop being horrid, Henry!”

“I’m not doing anything,”
protested Henry.

He lifted his foot.

“MUM!” squealed Peter.

“Henry’s kicking me.”

“Are you kicking him, Henry?”

“Not yet,” muttered Henry.



Stop and check your understanding.

Answer the following questions. *[Write the answers in your yellow workbooks.]*

1. What did Horrid Henry say his car would have when he became king? [2 marks]
2. What is Henry doing that annoys his brother? [2 marks] Why do you think he is behaving like that? [3 marks]

Then he screamed.

“Mum! Peter’s looking out
of my window!”

“Dad! Henry’s looking out
of *my* window.”



“Peter breathed on me.”

“Henry’s breathing loud
on purpose.”



“Henry’s staring at me.”

“Peter’s on my side!”



“Tell him
to stop!”

screamed Henry and Peter.



Mum’s face was red.
Dad’s face was red.



“That’s it!” screamed Dad.

“I can’t take this any more!”
screamed Mum.

Yes! thought Henry.
We’re going to turn back!



Talk to your reading partner. **Have you ever had an argument in the back seat of a car?** [Speak AND Listen]

Chapter 5

But instead of turning round, the car screeched to a halt at the motorway services.



“No,” said Henry.

He wasn't a baby.
He knew when he needed a wee
and he didn't need one now.



“This is our only stop, Henry,”
said Mum. “I think you should go.”

“We're going to take a break,”
said Mum. She looked exhausted.

“Who needs a wee?” said Dad.
He looked even worse.



“Me,” said Peter.

“Henry?”

“NO!” screamed Henry.
Several people looked up.
“I'll wait in the car.”


Mum and Dad were too tired
to argue. They disappeared into
the services with Peter.



Despite his best efforts, it looked like Mum and Dad were going to carry on. Well, if he couldn't make them turn back, maybe he could *delay* them? Somehow?



Mum, Dad, and Peter got back in the car. Mum drove off.



"I need a wee," said Henry.

"Not now, Henry."

"I NEED A WEE!" screamed Henry.

Rats.

Suddenly Henry had a wonderful, spectacular idea.

It couldn't be easier, and it was guaranteed to work. He'd miss the christening!

"NOW!"

Stop and check your understanding.

Answer the following questions. *[Write the answers in your yellow workbooks.]*

3. Why do people stop at a motorway service station? [2 mark]

4. What does 'delay' mean? [2 mark] Bonus: What do you think Henry's plan is? [2 marks]

Mum headed back to the services.
Dad and Henry went to the toilets.

“I’ll wait for you outside,”
said Dad.
“Hurry up or we’ll be late.”



Late!

What a lovely word. Henry went
into the toilet and locked the door.
Then he waited.
And waited. And waited.



Finally, he heard Dad’s
grumpy voice.
“Henry? Have you fallen in?”

Henry rattled the door.
“I’m locked in,” said Henry.
“The door’s stuck. I can’t get out.”



“Try, Henry,” pleaded Dad.

“I have,” said Henry.
“I guess they’ll have to break
the door down.”

That should take a few hours.
He settled himself on the toilet seat
and got out a comic.



Have you worked out what
Horrible Henry’s plan is yet?

Predict:

Do you think it will work?

“Or you could just crawl underneath the partition into the next stall,” said Dad.



Henry could have burst into tears. Wasn't it just his rotten luck to try to get locked in a toilet which had gaps on the sides?

Henry didn't much fancy wriggling round on the cold floor. Sighing, he gave the stall door a tug and opened it.



Stop and check your understanding.

Answer the following questions. *[Write the answers in your yellow workbooks.]*

5. How did Henry feel when his plan didn't work? [2 marks]

Challenge Question: Why didn't Henry's plan work? [4 marks]

Chapter 6



Horrid Henry sat in silence for the rest of the trip.

He was so depressed he didn't even protest when Peter demanded his turn on the right. Plus, he felt car sick. Henry rolled down his window.

"Mum!" said Peter. "I'm cold!"

Dad turned the heat on.

"Having the heat on makes me feel sick," said Henry.



"I'm going to be sick!" whimpered Peter.



"I'm going to be sick," whined Henry.

"But we're almost there," screeched Mum. "Can't you just hold on until..."

Bleccchh.

Peter threw up all over Mum.



Blecccchhh.

Henry threw up all over Dad.



The car pulled into the driveway.
Mum and Dad staggered out
of the car to Polly's front door.

"We survived," said Mum, mopping
her dress.

"Thank God that's over,"
said Dad, mopping his shirt.

Horrid Henry scuffed his feet sadly
behind them. Despite all his hard
work, he'd lost the battle.



While Rude Ralph and Dizzy Dave
and Jolly Josh were dashing about
spraying each other with green goo
later this afternoon he'd be stuck
at a boring party with lots of
grown-ups yak yak yaking.

Oh misery!

Reading + Understanding Task

[5 marks]

Write about the things Horrid Henry and Perfect Peter **did to annoy each other** in the back of the car.

Horrid Henry: _____



Perfect Peter: _____





Finish the sentence. How did the different characters feel on this journey?

Horrid Henry felt _____ when _____

Perfect Peter felt _____ when _____

Henry's Mum felt _____ when _____

Henry's Dad felt _____ when _____

Extra Challenge – Write one more sentence about one of the characters.

_____ when _____

Did you know? Emotion words are **adjectives** – they describe how a person is feeling.



Extension Work: **Transport - Horrid Henry 's Go Kart**

<https://www.youtube.com/watch?v=vs2yHskBWA>

These examples could do with some jazzing up!



Watch the **Red Bull Soap Box Race** to see lots of crazy ideas - some work ...


... some do not!

https://www.youtube.com/watch?v=OM3hHB_oohs

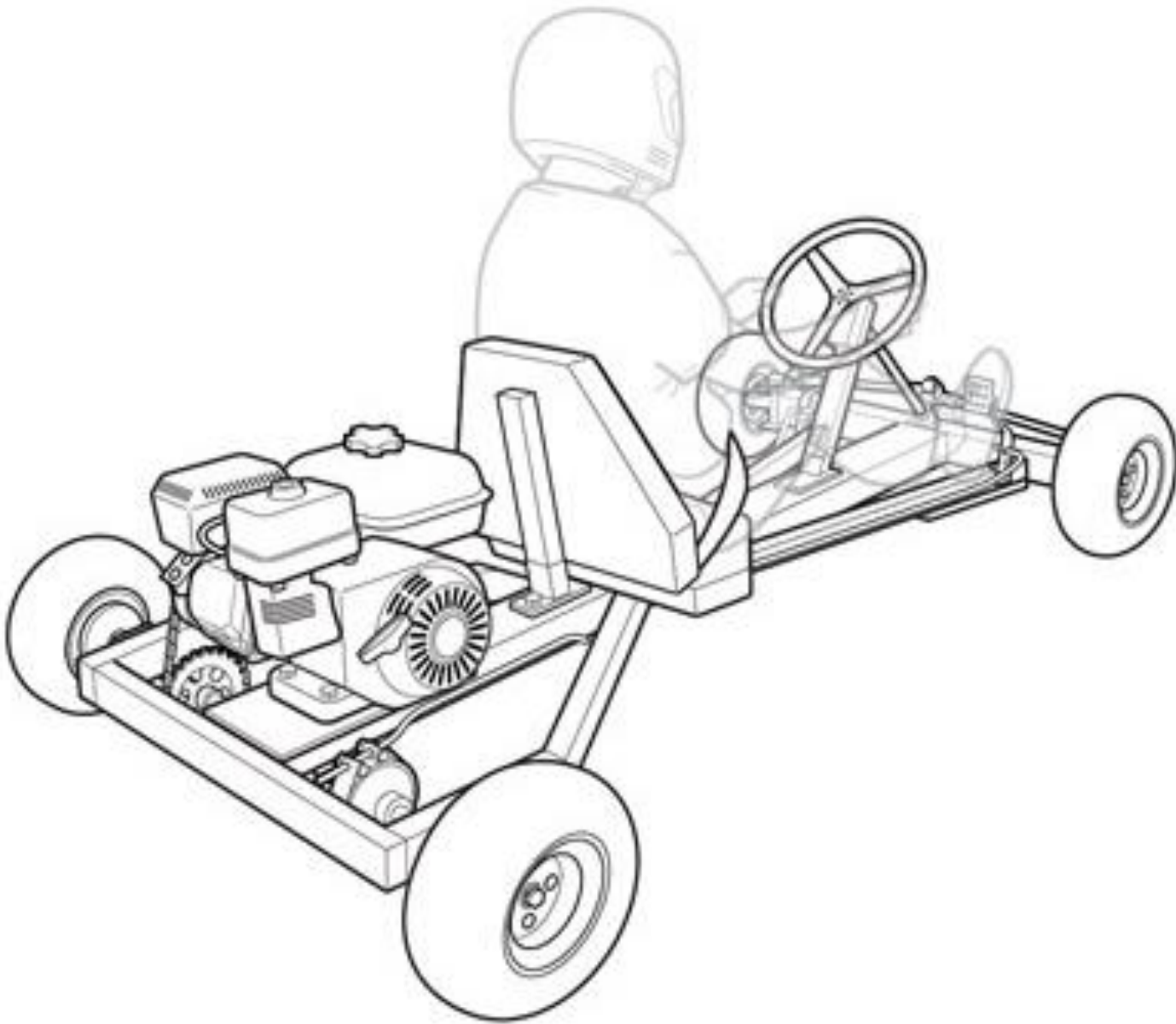


Watch the animated video of this story and talk about things that happen in the story. **THEN have a go - Design your own Go-Kart.**

You might want to do some research and look around your home for ideas of what you could use. Take time to **draw carefully – add labels** and **tell someone else** about your idea!



Extra Help Page:
Add to the design
e.g. extra ideas or colour.



Extra Help Page:


Add to the design *e.g. extra ideas or colour.*

Signing & Communication – Feelings & Emotions

Getting ready for/or being on a journey can make us feel strong emotions – *good and not so good* – that can be hard to explain to others.

Signing can really help communicate our feelings when words are harder to say. See the video on our website to practise feelings signs –

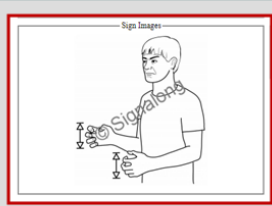
maybe try and teach them to someone else. [Zones of Regulation chart on next slide.]



Excited

As in Excited

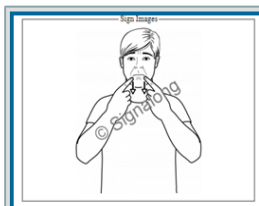
Clawed hands (palms back, pointing in) against upper chest, alternatively move rapidly up and down while maintaining contact with chest.



Angry

Angry/Cross

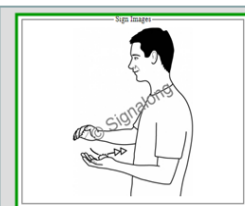
Clawed hands (palms in, pointing forward) at waist height, move up and down alternatively with emphasis.



Sad

Sad/Miserable/Unhappy

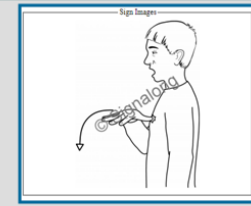
Index hands (palms back, pointing in/up) at sides of lips make a short downward movement.



Happy

Happy/Glad

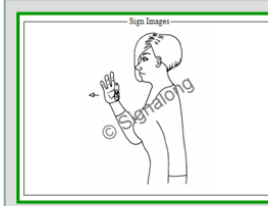
Working **cupped hand** strikes twice across supporting palm moving towards heel of the hand.



Tired

As in tired


Working **open hand** (palm down, pointing forward/in) with thumb resting against upper chest, **arcs over** to palm up, pointing forward/in at waist height, shoulders slump.







Okay

OK/Okay

Working **'O' hand** (palm in, pointing forward) moves forward.



The **ZONES** of Regulation®

			
<p>BLUE ZONE</p> <p>Sad Sick Tired Bored Moving Slowly</p>	<p>GREEN ZONE</p> <p>Happy Calm Feeling Okay Focused Ready to Learn</p>	<p>YELLOW ZONE</p> <p>Frustrated Worried Silly/Wiggly Excited Loss of Some Control</p>	<p>RED ZONE</p> <p>Mad/Angry Terrified Yelling/Hitting Elated Out of Control</p>

Ideas for Tools: To help get back into the **green zone**.



drink water




use a fidget



take 5
[thinking time]



ask to eat a snack



draw or colour



write it down



listen to music



think- calm place



talk to an adult



use time out card