

A Farmer's Life for Me by Jan Dobbins

Before Reading:

First: Talk about the theme

- Ask **what** they can see on the **front cover**.
- Make links to their own experience.
 - *What is a farm?*
 - **List the animals** you might see on a farm
[see photos on slide 2]

Next: Predict – What animals might be in this story? What jobs will the farmer and children do?

Then: Listen along and talk about the detail in the pictures. *The story is in words and symbols to help your child join in and practise their reading skills.*

Finally: Complete the **task sheets**.


Extension Work: **Watch Ted the Tractor** –

Focus: Jobs on a farm.



Extra Help / Signing Practise:


There is a **signed version** of *this story* for you to join in with **on our website**.





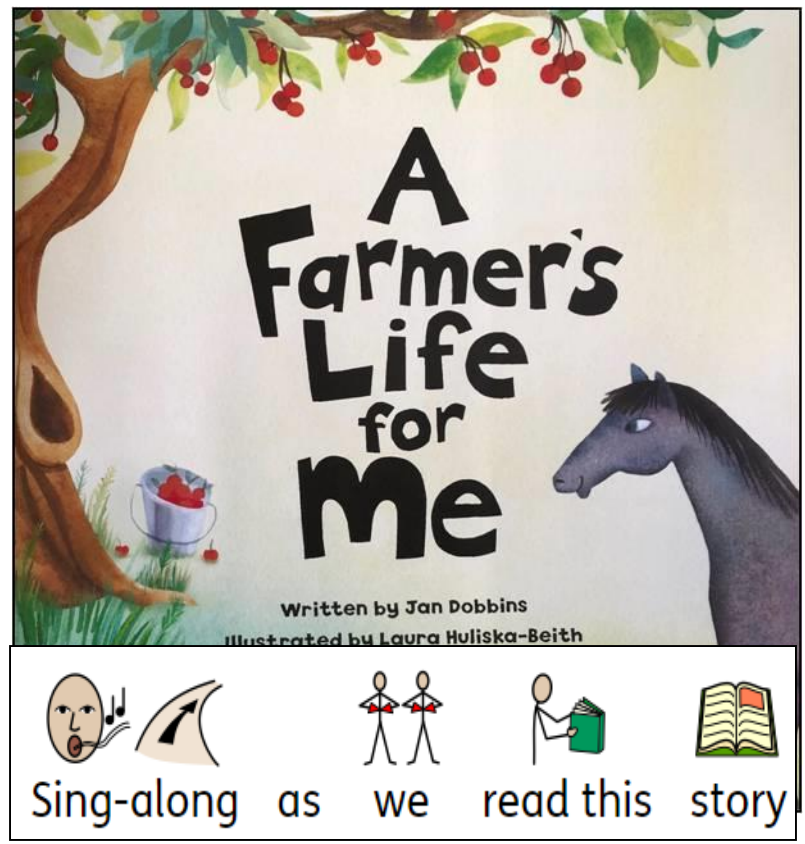

  






Look at the pictures of a farm.



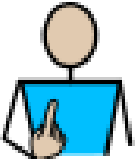
? 

What you can see.














    
Sing-along as we read this story






  
A farmer's life for me.










Up jump the farmers and set off on their way.
 Up jump the children, ready for the day.
 Off they go together and this is what they say:



1, 2, 3, it's a
 farmer's life for me.

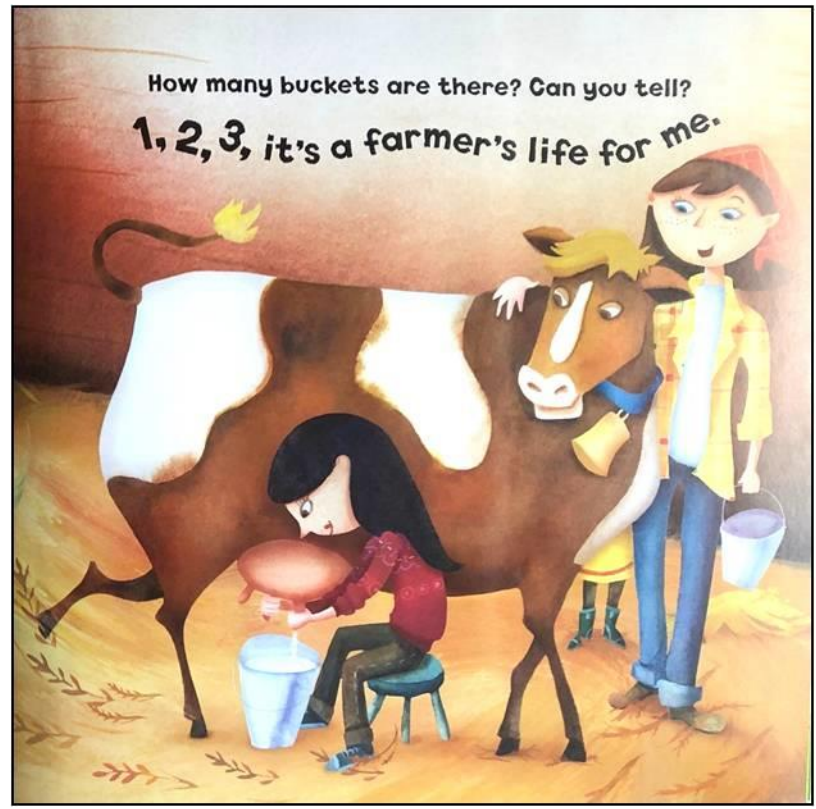









 Up jump the farmers and set off on their way.






 Up jump the children ready for the day.











 Off they go together and this is what they say.

1 2 3
 


 1 2 3 it's a farmers life for me!



It's time for the milking. The cow's named Annabelle.



Careful! She'll kick you and spill the milk as well.



How many buckets are there? Can you tell?


1 2 3

1 2 3



it's a farmers life for me!

We go up to the henhouse, running all the way.
 How many warm eggs will we find today?
 Pick them up carefully and put them in the tray.
1, 2, 3, it's a farmer's life for me.



We



go

up to the



hen



house,



running



all the way



How many

warm



eggs



will



we



find



today?.



Pick

them up



carefully

and



put

them



in

the



tray.

1 2 3

1 2 3

it's a



farmers



life


for









me!














Out in the orchard, there blows a summer breeze.
 Fat, red cherries are ripening on the trees.



Would you like to eat some? *Mmm!* Yes, please!
 1, 2, 3, it's a farmer's life for me.







 Out in the orchard, there blows a summer breeze.





 Fat red cherries are ripening on the trees.








 Would you like to eat some? *Mmm!* Yes, please!








 1 2 3 it's a farmer's life for me!

We're down at the pigsty, peeping through the door
 At one mother pig and her family of four.

Can you see the piglets drinking more and more?

1, 2, 3, it's a farmer's life for me.



We're down at the pigsty,



peeping through the



door



At one mother pig and her family of four.

1



+



4

?

Can you see the piglets drinking more and more?



Can you see the piglets



+



1 2 3

1 2 3 it's a farmers life for me!

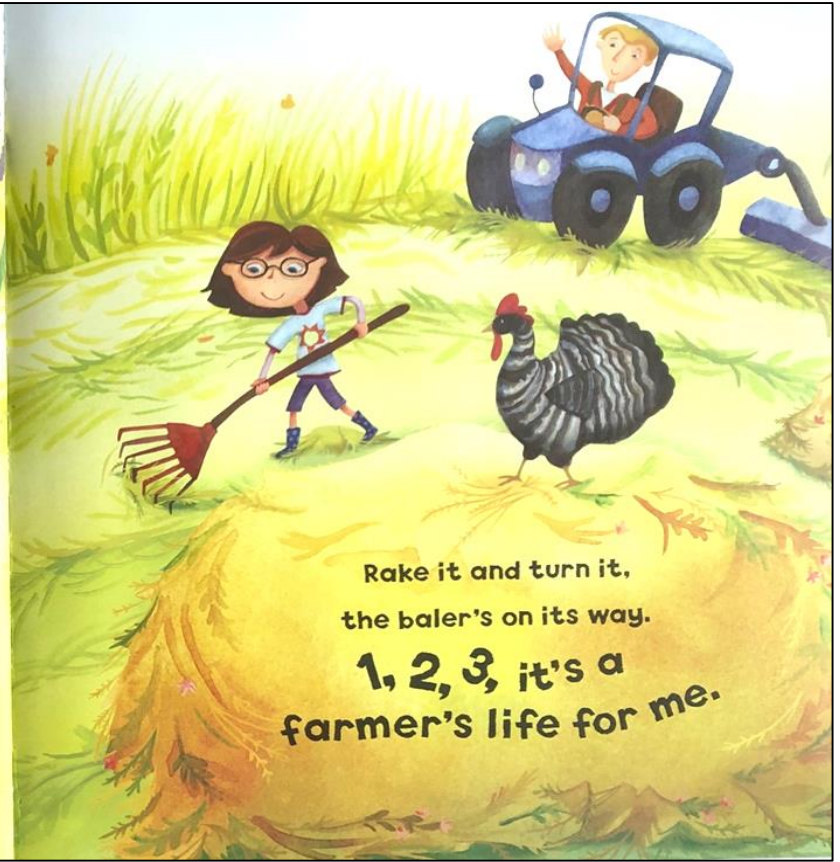


Over in the meadow, the farmer mows the hay.
 Soon it will be dry on this lovely sunny day.



Rake it and turn it,
 the baler's on its way.

1, 2, 3, it's a
 farmer's life for me.



Over in the meadow, the farmer mows the hay. Soon it will be dry on this lovely sunny day.




+



1 2 3



Rake it and turn it, the baler's on its way. 1 2 3 it's a farmers life for me!



Up on the hillside, we're counting lambs and sheep.
 Some lambs are lost, though we can hear them bleat.
 Rattle the bucket and give them all a treat.


1, 2, 3, it's a farmer's life for me.



Up on the hillside, we're counting lambs and sheep.



Some lambs are lost, though we can hear them bleat.



Rattle the bucket and give them all a treat. 1 2 3 it's a farmer's life for me!



Down in the paddock, we check the water trough.
 The horses are thirsty; have they got enough?
 Turn on the hosepipe. *Whoosh!* Now turn it off.

1, 2, 3, it's a farmer's life for me.



Down in the paddock, we check the water trough.



The horses are thirsty; have they got enough?

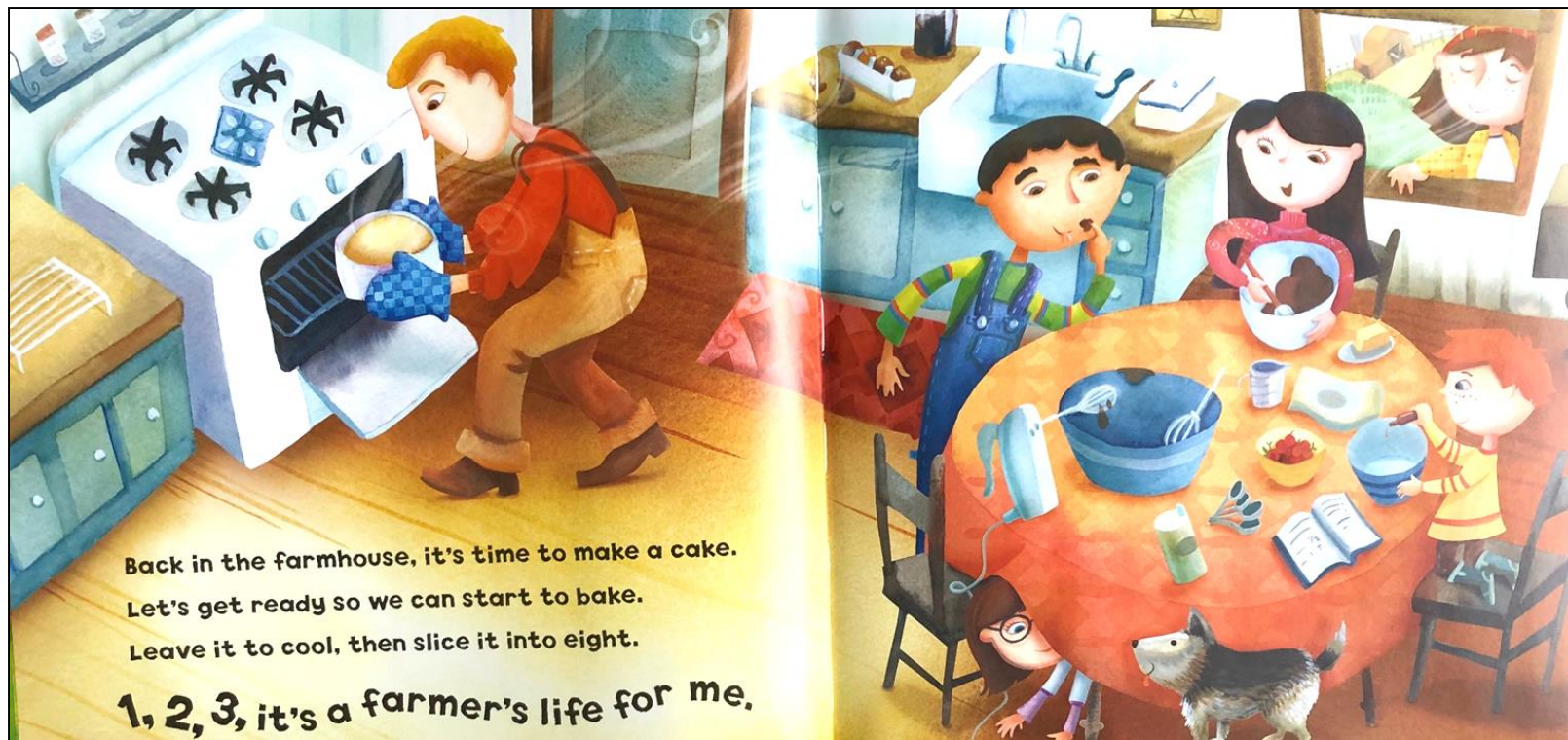


Turn on the hosepipe. Whoosh! Now turn it off.

1 2 3



1 2 3 it's a farmer's life for me!



Back in the farmhouse, it's time to make a cake.
 Let's get ready so we can start to bake.
 Leave it to cool, then slice it into eight.


1, 2, 3, it's a farmer's life for me.



Back in the farmhouse, it's time to make a cake.



Let's get ready so we can start to bake.




8

Leave it to cool, then slice it into eight.

1 2 3



1 2 3 it's a farmers life for me!



It's time to:



Feed

all the



ponies

+



shut

the paddock



gate.



Close up the



hen



house



before it gets too



late.



The

pigs

are



in

the pigsty,



the

mower's

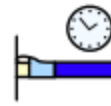


in

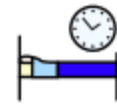

the



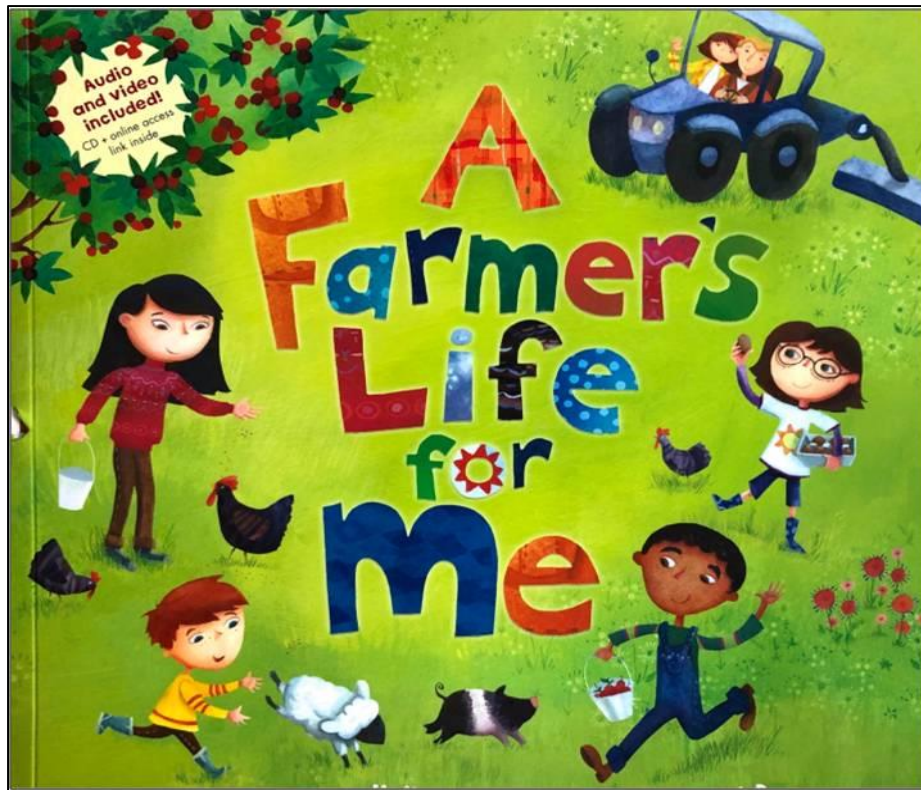
shed.



Work's done for the day, and now it's time for bed.



Work's done for the day, and now it's time for bed.





After Reading:

Check Understanding:

- **Read** and/or **talk** about your **favourite page** – look at the **detail**.
- **Talk about** the jobs on the farm...
 - *How many different farm animals did you see?*
 - *What jobs needed to be done on the farm?*

Activities to Build Core Skills:


- **what did you see?** [slides 16 -17]
observational work – understanding which animals are farm animals
- **match the letter** [slide 18-19]
initial letter sound practise
- **Final watch + talk about** [slide 20]
Video – Ted the Tractor on the farm



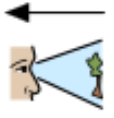
?



Is this right? Yes or no?



Tick the box



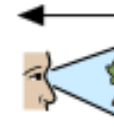
I saw a dog



yes



no



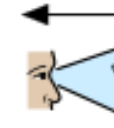
I saw a cow.



yes



no



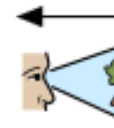
I saw a giraffe.



yes



no



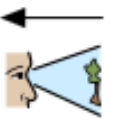
I saw a hen.



yes



no



I saw a crocodile.



yes




no

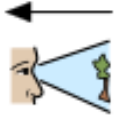
?



Is this right? Yes or no?



Tick the box



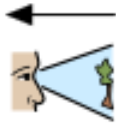
I saw a pig



yes



no



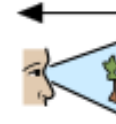
I saw a sheep.



yes



no



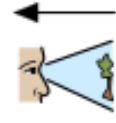
I saw a kangaroo



yes



no



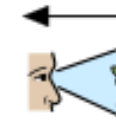
I saw a horse.



yes



no



I saw a dog.



yes



no

?

abc



What letter sound can you hear?

Build skills hearing initial letter sounds and recognising the letter.

p
p



h
h

f
f



d
d

g
g



w
w

m
m



c
c



?

abc



What letter sound can you hear?


Build skills hearing initial letter sounds and recognising the letter.

p
p



h
h

t
t



d
d

g
g



f
f




s **h**
s h



c
c











 Watch and talk about



<https://www.youtube.com/watch?v=vt-c2jGvxW8>





 Tractor Ted on the farm.

