

Holiday Work:

Theme: Leisure – Activities

First: [Miss Lennon has made a video.]

Watch/listen/follow along and talk about.

Focus: Follow a sequence of instructions.

Next: **Extension Work**

Keep a Gardener's Diary

Focus: observation skills, measuring, notes

Test your plant knowledge!

Focus: cross-curricular learning, creative tasks [fine motor skills, following instructions]

Finally:

Have a go - build a camp/den –
inside or outside, add some lighting.

Focus: Building communication +
logical thinking, sequencing , motor
skills and sensory awareness
– *create a calm place*

Keep a Gardener's Diary

Take photos regularly *OR* **draw**

Focus:

Building your observational skills – what has changed from the last time you looked.

Develop your Maths skill – measure how much it has grown.

Please send us your drawings and photos so that we can add them to the website.



Date:

What have you observed [noticed] today?

Date:

What have you observed [noticed] today?

Keep a Gardener's Diary

Take photos regularly *OR* **draw**

Focus:

Building your observational skills – what has changed from the last time you looked.

Develop your Maths skill – measure how much it has grown.

Please send us your drawings and photos so that we can add them to the website.



Date:

What have you observed [noticed] today?

Date:

What have you observed [noticed] today?

Keep a Gardener's Diary

Take photos regularly *OR* **draw**

Focus:

Building your observational skills – what has changed from the last time you looked.

Develop your Maths skill – measure how much it has grown.

Please send us your drawings and photos so that we can add them to the website.



Date:

What have you observed [noticed] today?

Date:

What have you observed [noticed] today?

What Plants Need




What do plants need to grow?

1. Water

Without water a plant will
dry up and die.

Plants need water to help
them grow.



Light




Green plants need sunlight so that they can make their own food.



Nutrients




Plants need the
good food
found in soil
for healthy
growth.



Warmth

The plant will not
grow properly if it
is too cold or too
hot.



Time for a quiz!


What do plants need to grow ?



Without this a plant will die!



Water



Time for a quiz!

What do plants need to grow ?

2 This helps plants make their own food.

Light




Time for a quiz!

What do plants need to grow ?

3 These are found in the soil.

Nutrients




Time for a quiz!

What do plants need to grow ?

4

This comes from the sun,
just like light.



Warmth



So, these are the things
plants need to grow!




Water




Light



Nutrients



Warmth



Flower Pot Paper Model Instructions

Step 1

Carefully, cut out all the shapes for the flower pot following the solid black lines. Make sure you cut all the way along the tabs as shown

Step 2

Starting with the pot shape, fold along the lines following the fold guide.

Hint: make the folds sharp.

Step 3

Glue the 1 tab to the side to form the pot

Step 4

Shape the flower pot by folding the middle of the pot down and secure the tabs 2, 3, and 4 with glue.

Step 5

Using the flower shape, fold along the lines following the fold guide.


Hint: make the folds sharp.

Step 6


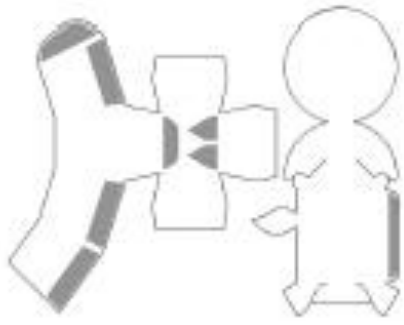
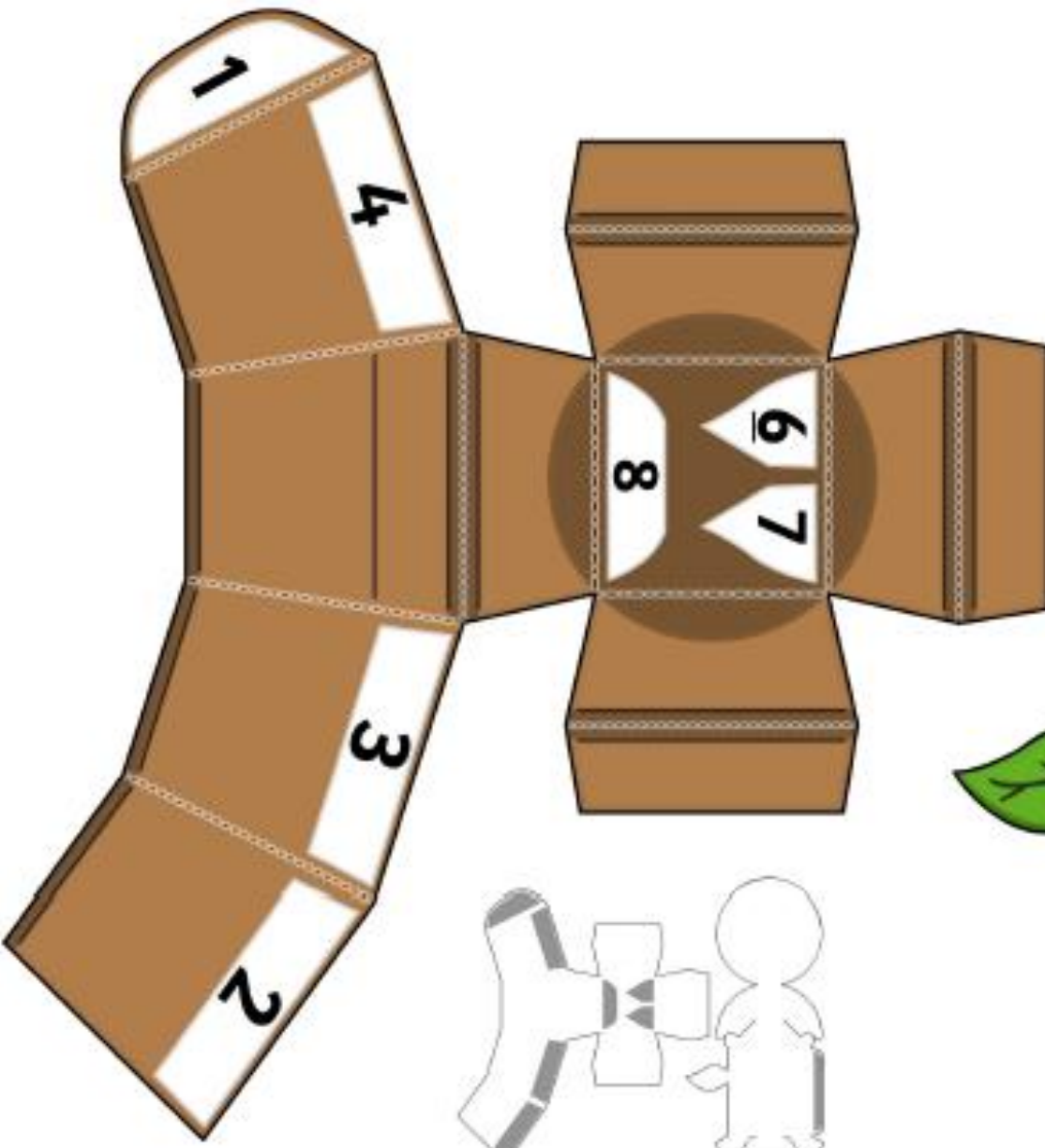
Glue the edge of the stem to the other side using the tab 5.

Step 7

Assemble the flower pot by gluing the bottom of the stem to tabs 6, 7 and 8. Now, your flower pot is complete.




This task is good practise following instructions.



Have a go - **building a camp**. Inside or outside, add some lighting if you can.

What you need ideas:

blanket
bed sheet
string
clothes pegs
fairy lights
torch
glo sticks
Pillows/cushions
and of course...
biscuits!



Have a go - **building a camp**. Inside or outside, add some lighting if you can.

What You Need - Under Table Ocean Den

coloured paper/card

felt tip pens to decorate the paper fish

cling film


sticky tape

blue towel/sheet/table cloth for the ocean floor

cushions (blue or green, if possible)

fairy lights (battery operated?)

big table cloth to go over the top



Project Planning Sheet: [You can also use your yellow workbook.]

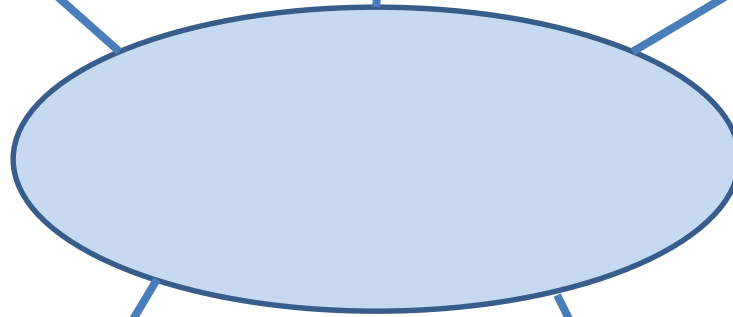
Complete this Project Plan to help get organised!

Focus: Building planning skills. [Just brief notes – not sentences]

Next: List the things you need.

Then: Any problems to fix.

Finally: Special final touches



First: - Where will you build?

Quick planning sketch [useful if others are going to help you]:

Project Evaluation: My Den

[You can use your yellow workbook.]

You need to think about: Was it easy to find the things you needed? Did you have any problems to over-come? Did it turn out the way you'd planned? How do you feel when you're inside the den ?

[illegible]