

Car Car Truck Jeep by Katrina Charman and Nick Sharratt

Before Reading: [link to Miss Bonnar's powerpoint]

First: **Talk about** the theme

- Ask **what** they can see on the **front cover**.
 - Make links to their own experience.
 - *What does the word **transport** mean?*
 - ***Name the transport** on the next slide*
 - *What **transport** have they seen?*
- [see video clips on slide 3 – more on slide 19 too!]*

Next: **Predict** – what transport might they see in this book?


Then: **Listen along** and **talk about** the detail in the pictures. *The story is in words and symbols to help your child join in and practise their reading skills.*

Finally: Complete the **task sheets**.

Extension Work: **Big Digger ABC** –


Focus: Practise letter sound skills and reinforce learning. [We've made a video of this to help.]

[See next powerpoint - W8 Big Digger ABC BLUE as]



Extra Help / Signing Practise:

There is a **signed version** of this story for you to join in with **on our website**.





Which



transport



have



you



seen?



Tick

the



box.



lorry



van



car



coach



minibus



tractor



motorbike



bicycle



skateboard



scooter



digger



train



cable car



plane



ferry



dumper truck



hovercraft



row boat



surfboard



speedboat



canal boat



articulated lorry



steam train



jeep




Watch transport on a motorway.

<https://www.youtube.com/watch?v=byUXOWzyiyo>



Watch a plane in the sky.


<https://www.youtube.com/watch?v=RoKeSWzZAWA>



Which do you like best? Why?

Watch a ferry on the sea.

<https://www.youtube.com/watch?v=Kl3NCi43Crs>





Watch the train on the tracks.

<https://www.youtube.com/watch?v=l5RAYy9Uymc>


er

Car, Car, Truck, Jeep



Katrina Charman

Nick Sharratt



sing

Short clip to show you how...

<https://www.youtube.com/watch?v=mYliOORoQDc>

Ready to read along? You can sing-a-long too - use the tune for the nursery rhyme *Baa Baa Black Sheep*.



Ready



to read?

-



let's



start



the engines

Car, car, truck, jeep,

have you any fuel?



GARAGE



Car



car




truck



jeep



have



you



any



fuel?



Yes



sir,



yes



sir,

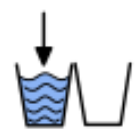
3

three



[fuel]

tanks



full.

One for
the red bus,



one for
the train.



One for the pilot in
her jumbo jet plane.

1

One for the



red



bus,

1

one for the



train.

1

One for the



pilot



in



her



jumbo plane.



Honk, honk,

beep, beep,

driving down the road.

Pass by the tractor
with its heavy load.




Honk, honk, beep, beep, driving down the road.



Pass by a tractor with its heavy load.

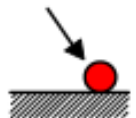
There goes a motorbike
weaving to and fro.





Stop at the
red light,



then *zoom*
off we go!




There goes a motorbike weaving to and fro.



Stop at the red light then zoom off we go!

Chugga, chugga, choo, choo,
race along the track.



Pull along the carriages,
clack-clickety-clack.



Chugga chugga choo choo race along the track.



Pull along the train carriages clack clickety clack.



Arriving at the harbour,
by the seaside.

Hop on the hovercraft,
such a bumpy ride!



Arriving at the harbour by the seaside.



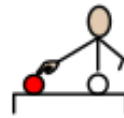
Jump on the hovercraft what a bumpy ride!



Flicka, flacka,
flicka, flacka,

what's that
in the sky?

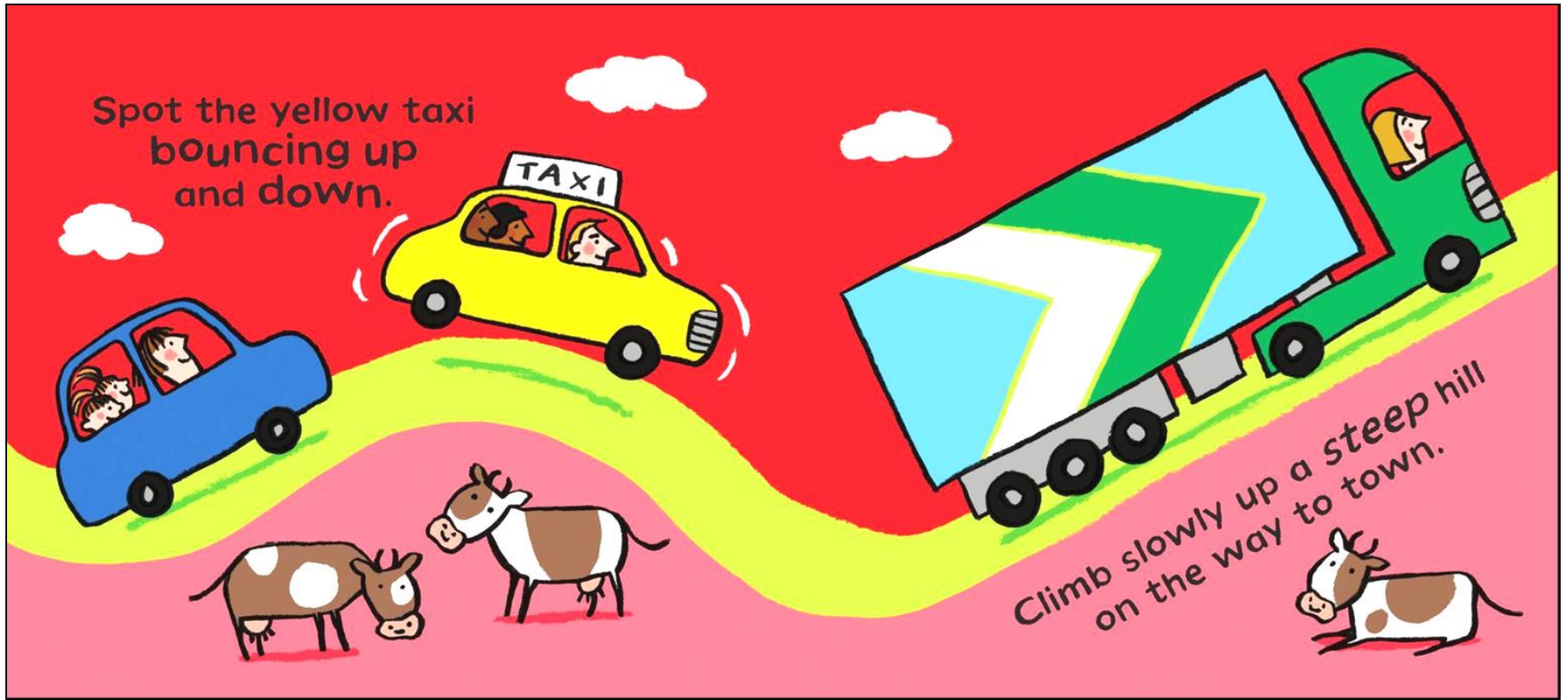
Look! It's a helicopter,
buzzing on by.









Clicka clicka flack flack what's that in the sky.



Look it's a helicopter buzzing on by.










 Spot the yellow taxi bumping up and down.








 Climb slowly up a steep hill on the way to town.

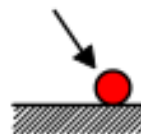


Rumble,
rumble,

scrape,
dig,

there's a dumper truck.

Digger lifts the bucket,
filled with dirt and muck.



Rumble rumble scrape dig there's a dumper truck.



+



Digger fills the bucket with dirt and mud.

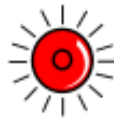
Flashing lights
and sirens,
a police car
rushes past.



When there's
an accident,
they must get
there fast!



+



Flashing lights and sirens a police car rushes past.




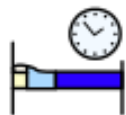
When there's an accident they must get there fast.

Vroom, vroom, screech, roar,
on the motorway.

It's time for bed now,
we've had a busy day.



Vroom vroom screech roar on the motorway.




It's time for bed now we've had a busy day.



Yaaaawn

Yaaaawn sighs the red bus,
ZZZZZ snores the train.



Zzzzzz



"Sweet dreams,"
says the pilot in her
jumbo jet plane.



Yawn

goes the



red



bus

+



snore

goes the



train.



Sweet

dreams



says

the



pilot



in



her

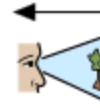


jumbo



jet



plane.








Point to the transport you saw in the story.




🎵 Sing along to the tune of Baa, Baa, Black Sheep 🎵




Car, Car, Truck, Jeep



?     ?  ?
What transport did you see?

?    ?
Which is your favourite? Why?



After Reading:

Check Understanding:

- **Read** and/or **talk** about your **favourite page** – look at the ***detail***.
- **Talk about** all the types of transport.
 - *What have they **travelled in**?*
 - *What would they **like** to travel in again?*
 - *Is there a type of transport they would **like to try**?* [see slide 19]

Activities to Build Core Skills:

- **My Transport Diary** [slides 20 -21]
What did you see?
- **Finish the Sentence** [slides 22]
road, sky, field, sea, canal, track?
- **Colour + describe** [slide 23 - 28]
fine motor work, language builder, sentence work.



<https://www.youtube.com/watch?v=a-FoFzXLMLs...>




<https://www.youtube.com/watch?v=DgpcC83LjhQ>








<https://www.youtube.com/watch?v=w8zF6tnhaTU..>











<https://www.youtube.com/watch?v=Ve2GrQrnVGk>

? 
 What transport would you like to travel in?





    
My transport diary. Write or draw.





Try and spot a different one every day.
Look at the next slide to help with ideas.

   
On Monday I saw







   
On Tuesday I saw

   
On Wednesday I saw

   
On Thursday I saw

   
On Friday I saw









 What transport would you like to travel in?



Draw a line or write the word.



Then say the sentence.



A boat travels on the



A bus travels on a



A tractor travels on a



A plane travels in the




A barge travels on a



A train travels on the



sky



sea



road



canal



field




tracks



Colour in your plane then describe it.




Talk about your plane. Put word ideas here.



Write about your plane.



Colour in your plane then describe it.



Talk about your plane. Put word ideas here.

Blank area for writing word ideas.



Write about your plane.

Blank area for writing about the plane.



Colour



in



your




train



then



describe it.



Talk about



your



train.



Put



word



ideas



here.

A large, empty rectangular box for writing or drawing.



Write about



your



train.


Two horizontal lines for writing.



Colour in your train then describe it.



Talk about your train. Put word ideas here.



Write about your train.



Colour in your boat then describe it.



Talk about your boat. Put word ideas here.

Blank area for writing word ideas.




Write about your boat.

Blank lines for writing about the boat.



Colour in your boat then describe it.



Talk about your boat. Put word ideas here.

A large, empty rectangular box for writing word ideas.



Write about your boat.

Two horizontal lines for writing a description of the boat.

Extension Work: Fun Kinaesthetic Activity to try



This is great to watch while you work – Videos from the London Transport Museum
<https://www.ltmuseum.co.uk/learning/activities/singing-stories#stories>